


MOBILEDETECT

Fentanyl Test Strip Instructions



Step 1:


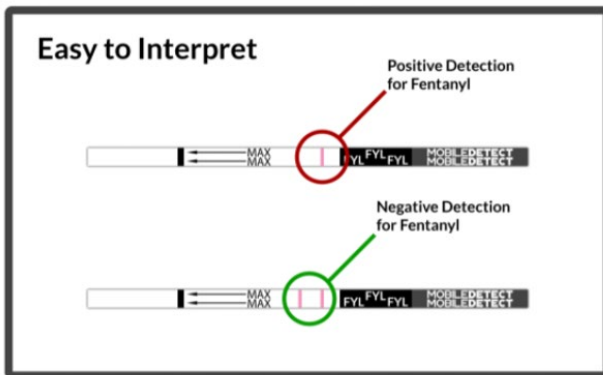
Sample surface area with provided swab. Swab can also be saturated in buffer solution prior to use. Do NOT use the test strip to swab.

Step 2:

Insert swab into provided buffer solution. Wait for 30 seconds.

Step 3:

Insert strip into sample tube buffer solution. Wait for 15 seconds. Do NOT exceed MAX line.



Step 4:

Remove strip after 15 seconds and lay strip down on flat surface. Reaction will begin. 1 line for Positive. 2 lines for Negative.



Step 5:

Optional use of MobileDetect app for report generation.

	Store Fentanyl Test Strips between 4 - 30°C
	Do not reuse. Dispose of properly.

