


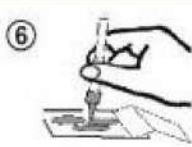







LSD PenTest - drug test for fast and easy detection of LSD drug residue.

Please read instruction carefully before use.

	<p>Take all Pen Test LSD drug test kit content out of the foil pouch.</p>		<p>Hold the cap with your finger and shake well for 10 seconds.</p>
	<p>Take the collection paper from the LSD drug testing Pen Test. Peel away the protection silicon cover. Hold it at the edge. Do not touch the exposed surface to avoid pre-condimination.</p>		<p>Remove cap, pointing the tube away from your body. Point the tube down and apply few drops on the paper to cover sampling area.</p>
	<p>Wipe the suspected for the illegal drugs residue area, or touch suspicious substance with the test paper.</p>		<p>Observe for an immediate appearance of purple stains, indicating the presence of LSD. Check and compare results carefully with the color chart. Discard the test ingredients.</p>
	<p>Holding the tube upright, squeeze the plastic tube to brake the inside ampoule. Do not squeeze drug testing tube again over broken glass.</p>		<p>LSD</p> 

Only an immediate color reaction should be considered as positive drug test results. Only colors similar to the color chart should be considered as positive testing results. For each drugs test a new collection paper must be used. Use the collection paper enclosed in each pouch.

Caution: Keep out of reach of children. In case of eye or skin contact, flush well with water.

- Each pouch contains one single drug test kit Pen Test. Once ampoule is broken, the drug test should be used immediately.
- LSD Pen-Test drug test kit detects the presence of LSD
- This test is useful as part of narcotic drugs screening test, or as a stand alone test if one suspects the presence of LSD
- Holding the tube upright, break the bottom ampoule first, turn the tube down and apply few drops on the paper. Holding the tube upright, recap the dropper tip, then break the second ampoule and drop the liquid on the paper. If you break both ampoules before dropping the liquid on the paper, the reaction time, if there is the positive reaction, may take up to 2 minutes to fully develop.
- Use color chart to interpret the drugs screening result.
- Any positive drug testing reactions may take 10 seconds or slightly longer to develop fully depending on quantity and purity of the substance being tested.