

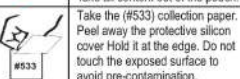

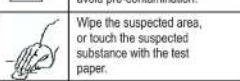

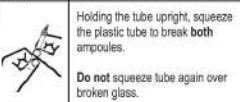


PEN TEST-C&H (MD-2) Please read instructions carefully before use.

①		⑤		Before each test hold the cap with your finger and shake well for 10 seconds.
②		⑥		Remove cap, pointing the tube away from your body. Point the tube down and apply few drops on the paper to cover sampling area.
③		⑦		Check and compare results carefully with the color chart. Discard the test ingredients.
④				Only color similar to the color chart should be considered as positive results. For each test, a new collection paper must be used. Use the collection paper enclosed in each pouch only. Caution: Keep out of reach of children. In case of eyes or skin contact-flush well with water.

1. This pouch contains two tests. Once ampoules are broken, the tests should be used immediately.
 2. C&H (MD-2) detects the presence of: Cocaine, Cocaine base, Methamphetamines, Methadone, Ketamine, Ephedrine, Pure Heroin, LSD, Phenobarbital and/or Buprenorphine (HCL).
 3. Note: Pure Heroin can be found mixed with different cutting agents, this may result in color variation.
 4. Any positive color reactions may take up to **30 seconds** or slightly longer to develop fully, depending on the quantity and purity of the substance being tested.
 5. Next to the flow chart you will find a color chart to which you will compare the reaction received. Every reaction has a corresponding letter and number, for example 2-F (Cocaine).
- Optionally use specific drug table on the opposite side of page to compare the reaction received.

