
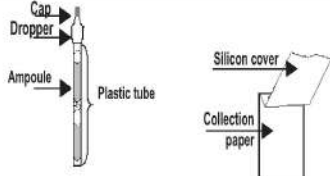


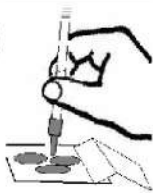







## PEN TEST-Meth-X

Please read instruction carefully before use.

	 <p>Take all content out of the pouch.</p>		<p>Hold the cap with your finger and shake well for 10 seconds.</p>	
	<p>Take the collection paper. Peel away the protective silicon cover. Hold it at the edge. Do not touch the exposed surface to avoid pre-contamination.</p>		<p>Remove cap, pointing the tube away from your body. Point the tube down and apply few drops on the paper to cover sampling area.</p>	
	<p>Wipe the suspected area, or touch the suspected substance with the test paper.</p>		<p>Observe for appearance of blue stains, <b>within 30 seconds</b>, indicating the presence of Methamphetamine &amp; Ecstasy. Check and compare results carefully with the color chart. Discard the test ingredients.</p>	
	<p>Holding the tube upright, squeeze the plastic tube to break both ampoules. <b>Do not</b> squeeze tube again over broken glass.</p>		<p>Methamphetamine Ecstasy</p>	<p><b>2-E</b> </p>
<p>Only colors similar to the color chart should be considered as positive results. For each test a new collection paper must be used. Use the collection paper enclosed in each pouch. <b>Caution:</b> keep out of reach of children. In case of eye or skin contact, flush well with water.</p>				

1. Meth-X detects the presence of: Methamphetamine and Ecstasy.
2. This pouch contains one single test. Once ampoule is broken, the test should be used immediately.
3. This test is used either with MD-1 as part of the narcotic screening test, to determine if the orange reaction is for methamphetamine/ecstasy, or a reaction to ketamine, ephedrine or pseudoephedrine or the test may be used as a stand-alone test if one suspects one of these drug types.
4. Any positive color reactions may take 10 seconds or slightly longer to develop fully depending on the quantity and purity of the substance being tested.
5. Use color chart to interpret the results. Every reaction has a corresponding letter and number, for example: (2-E), Methamphetamine.
6. Continue to the next step according to the color reaction received.
7. Use the next product as per the flow chart. The product name is indicated on the triangle sign.