

Drug Detection Kit


For the detection and identification of

D4D

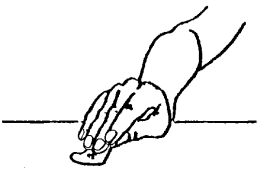
Please read carefully before using.

Caution: Use in well-ventilated area. Spray away from body. Do not inhale. Avoid contact with skin. In case of accidental contact-flush with plenty of water.

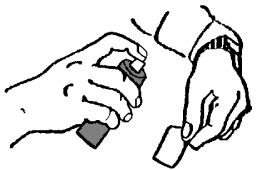
FLAMMABLE- Do not use near fire.



Remove one collection paper from the #630 paper dispenser or #632 paper pad. (Try to touch the plastic coated side only), while holding the paper at the edge.







Wipe the suspected area (e.g. objects, hands, paraphernalia, etc.) or touch the collection paper to the suspected substance.



Shake the D4D aerosol, and **Spray** 2-3 short bursts on the side of the paper you collected the suspected material, from a distance of 3 inches (8 cm).



Observe for an immediate appearance of one of the reaction color (see label) on the collection paper.

Cannabis		Meth' Amphetamine	
			

Reddish (Coriant) stain indicates marijuana

Dark Brown indicates heroin or other narcotic

Orange indicates methamphetamine, Ecstasy, Ketamine, Ephedrine

Canary-Yellow indicates amphetamines
Color reaction may be very small (even a speck), so examine carefully before discarding.

Only an immediate (three to five seconds) color reactions should be considered as positive.

Drug Detection Kit

For the detection and identification of Cocaine and Crack

Please read carefully before using.

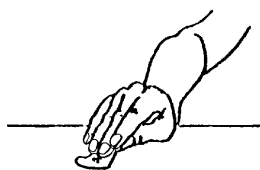
Caution: Use in well ventilated area. Spray away from body. Do not inhale. Avoid contact with skin. In case of accidental contact-flush with plenty of water.

FLAMMABLE- Do not use near fire.

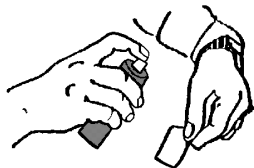


Remove one collection paper from the #530 or #532 paper.

(Try to touch the plastic coated side only), while holding the collection paper at the edge.



Wipe the suspected area (e.g. objects, hands, paraphernalia, etc.) or touch the collection paper to the suspected substance.



Shake the Coca-Test can, and **Spray** 2-3 short bursts on the side of the paper you collected the suspected material, from a distance of 3 inches (8 cm).



Observe for an immediate appearance of turquoise-blue stains on the collection paper. The turquoise-blue color will match the color of the "C" on the Coca-Test can label.

Color reaction may be very small (even a speck), so examine carefully before discarding.

Only an immediate (three to five seconds) color reactions should be considered as positive.